



Fundations Letter Formation Guide

UNIT
1

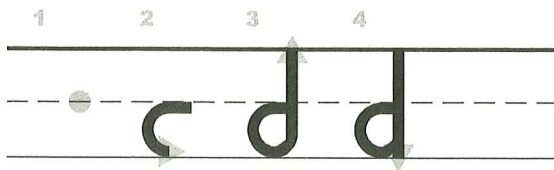
WEEK 6

Say the verbal step-by-step guidelines while your child traces the **lower-case** letter with his or her finger. Try to do the week's letters every night. (Only do the lower-case letter.) Have your child color the picture.

Letter Formation for d

d is a plane line round letter.

It starts on the (plane line) just like a c.

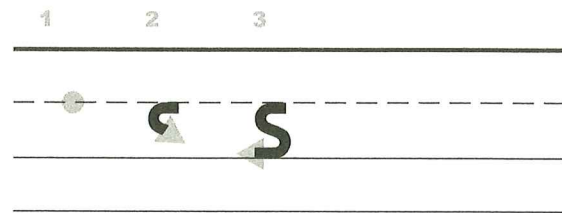


1. Point to the plane line.
2. Go back, down and around to the grass line,
3. all the way back up to the sky line.
4. Trace back down to the grass line.
5. Say d - dog - /d/, have students repeat.



Letter Formation for s

s is a plane line round letter.

It starts on the (plane line) just like a c.



1. Point to the plane line.
2. Trace back and it curves in,
3. and goes back again and lands on the grass line.
4. Say s - snake - /s/, have students repeat.





Ss

